

BUYING GUIDE

SKENINGE


Track system

GOOD TO KNOW

Maximum electrical load in one track system: 3680W

SAFETY

The track system must be installed by a certified electrician. Only for ceiling installation.



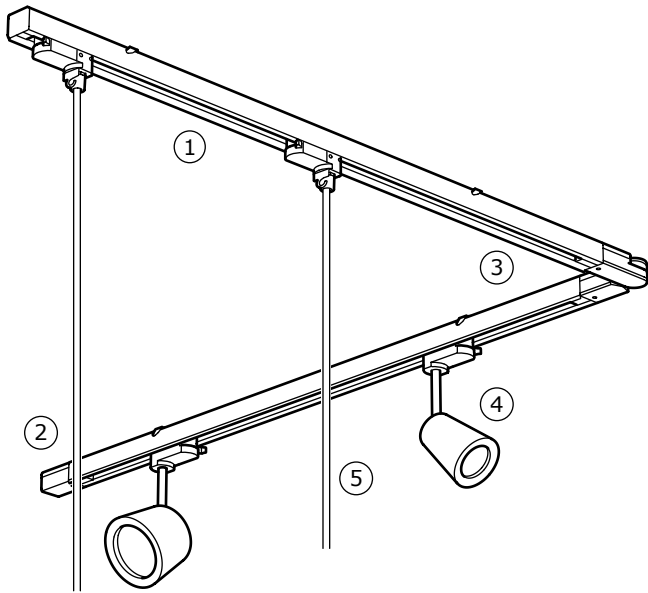
One system for different lighting needs

SKENINGE track system makes it easy to customise your lighting. Choose any number of tracks and combine them as you like – in a straight line, at an angle, or in a T layout. Use different spotlights or mix spotlights and pendant lamps. Install the track system in all rooms to create ambient lighting, work lighting and accent lighting. The system is so flexible that it blends in everywhere – even at the office, in a store, or in a restaurant.

All the products (shown here) may not be available at the store. Please contact the staff or look at www.IKEA.co.id for more information. For more detailed product information, see the price tag and the Internet. All units require assembly. IKEA Indonesia reserves the right to adjust our prices, to correct price errors or misprints according to any changes beyond our responsible control. IKEA Indonesia tries to ensure that all information stated is correct at the time of publishing.



HOW TO CHOOSE



1. Create your own lighting system

Start by thinking about where you want your light and how much light you need. You can connect as many tracks and spotlights as you like. The maximum electrical load in one track is 3680W. Remember that different ceiling materials require different fittings. Always choose screws that suit the ceiling in your home.

2. Connect to the power supply

The track system can only be installed in the ceiling. As it will be a wired-in installation, a certified electrician must connect the track system to the power supply with the power connector.

3. Add tracks, choose quantity and length

Tracks can be connected in a straight line, at an angle, or in a T layout. Choose the length that suits you. The tracks are 1 metre long, but can be cut to fit everywhere. Connect two tracks with a straight connector. Mount the track system at an angle (up to 110°) with an angled connector if you want the lighting to continue around a corner. Or mount it as a T layout with the 3-way connector. The possibilities are many, so you can always customise the system to your home.

4. Mix spotlights

SKENINGE track system includes spotlights of different sizes – 7 cm, 9.5 cm and 11 cm. You can add LED bulbs with a narrow beam to light up individual details, like a picture, or with a wide beam to light up larger areas, like a bookcase. The spotlights have a flexible joint which makes it easy to change the direction of the light and move them on the track if you want to change your lighting.

5. Combine with your favourite pendant lamp

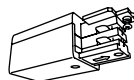
With the pendant connector, you can connect most of our pendant lamps to your track system. This means that you can combine the light from spotlights and pendant lamps and customise your lighting. You can also group your spotlights and/or pendant lamps and connect each group to different switches (max 3), so you can turn each group on and off separately. See which pendant lamps can be connected to the track system on page 5.

SKENINGE ALL PARTS AND PRICES



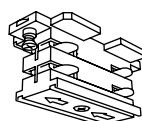
SKENINGE track, white, 1m. Included: 1 track, 1 end cap and 2 ceiling brackets. If you want to extend the track, the part that you add must be at least 10 cm. Screws, sold separately. Maximum weight: 10 kg/track.

203.164.09 **Rp275.000**



SKENINGE power connector, white. Can only be used with SKENINGE track. Use a 1.5mm² conductor cable, not included.

003.164.05 **Rp95.000**



SKENINGE straight connector, white. Can only be used with SKENINGE track system.

003.164.10 **Rp95.000**



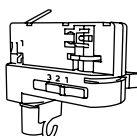
SKENINGE LED spotlight, Ø7 cm, white. Light bulb is sold separately. IKEA recommends LED light bulb GU10 400 lumen, dimmable. You can easily install the spotlight on your own.*

403.164.08 **Rp175.000**



SKENINGE LED spotlight, Ø9.5 cm, white. Light bulb sold separately. IKEA recommends LED light bulb GX53 600 lumen, dimmable. You can easily install the spotlight on your own.*

603.164.07 **Rp275.000**



SKENINGE pendant connector, white. The connection between the lamp and the pendant connector must always be performed by an electrician. Maximum weight of pendant lamp(s) connected to one track is 5 kg. You can connect e.g. 2 pendant lamps, weighting 2.5 kg each, to one track.

603.164.12 **Rp175.000**

*Not compatible with IKEA 365+ SÄNDA.

COMPLEMENTING PRODUCTS

PENDANT LAMPS



NYMÅNE pendant lamp.

40 cm, white	104.071.41	Rp699.000
40 cm, black	404.071.49	Rp699.000

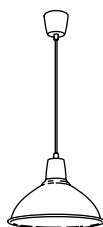
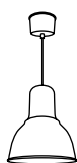


FOTO pendant lamp.

38 cm, aluminium	103.907.01	Rp199.000
38 cm, green	403.613.92	Rp199.000
38 cm, brass-color	303.906.77	Rp199.000




HEKTAR pendant lamp.

22 cm, dark grey	803.903.59	Rp399.000
22 cm, white	803.262.26	Rp399.000
22 cm, beige	904.148.78	Rp399.000



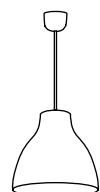
IKEA PS 2014 pendant lamp.

White/yellow	903.613.18	Rp899.000
White	103.832.39	Rp1.299.000



KNAPPA pendant lamp.

White	500.706.51	Rp299.000
-------	------------	------------------



MELODI pendant lamp.

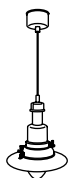
28 cm, white	603.865.27	Rp99.900
38 cm, white	103.865.39	Rp199.000

COMPLEMENTING PRODUCTS



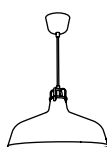
MÖLNDAL pendant lamp.

30 cm	302.563.58	Rp 199.000
-------	------------	-------------------



OTTAVA pendant lamp.

Black	003.613.08	Rp 499.000
Brass-color	503.943.68	Rp 499.000



RANARP pendant lamp.

38 cm, black	203.909.51	Rp 499.000
38 cm, off-white	203.909.70	Rp 499.000



RANARP pendant lamp.

23 cm, off-white	103.909.61	Rp 399.000
------------------	------------	-------------------

CORD SETS



HEMMA cord set, 1.8 m.

White	103.865.77	Rp 50.000
-------	------------	------------------



JANUARI cord set with diffuser.

Nickel-plated	401.217.88	Rp 150.000
---------------	------------	-------------------



SEKOND cord set, 1.8 m, textile.

Black/white	703.863.48	Rp 70.000
Red	503.863.68	Rp 70.000
White	603.863.39	Rp 70.000